



16-Port 10/100/1000Mbps Switch with 2 1000M SFP Uplink



S7200-16GE2GF

Key Features:

Ports: Provide 16*10/100/1000Mbps Ethernet ports with 2 1000M SFP Uplink

Self-adaption: RJ45 port supports 10/100/1000Mbps Auto MDI/MDIX

Fiber Port: 2*1.25G SFP Uplink

Wide Application: Designed for Wifi AP and IP Security camera.VoIP etc

Surge protection: Protect the device from lighting surges and others electrical hazards

Considerate Design: Wall mounted with fanless design

Easy to use: Plug and play, No configuration required

Installation: Rack mount with easy installation

High performance switch with 2 gigabit SFP Uplink

This 16 ports gigabit Switch provides a high-performance switch architecture that is capable of providing the non-blocking switch fabric and wire-speed throughput as high as 64Gbps, which greatly simplifies the tasks of upgrading the LAN for catering to increasing bandwidth demands. Besides, the Flow Control function of the switch enables routers, servers, PC, and IP Camera to directly connect to the Switch for fast and reliable data transfer.

All the RJ45 copper interfaces of the S7200-16GE2GF support 10/100/1000Mbps auto-negotiation for optimal speed detection through RJ45 Category 6, 5 or 5e cables. It also supports standard for auto-MDI/MDI-X that can detect the type of connection to any Ethernet device without requiring special straight or crossover cables. With 2 SFP module slot available, the SFP uplink port is ideal for connecting the switch to the network's backbone, providing more than enough bandwidth and stability for ultra high speed data transferring, Beside the SFP can transmittes the data with Max 100Km distance with more economic solution

Excellent Traffic Transmission

The S7200-16GE2GF supports Store-and-Forward forwarding scheme to ensure low latency and high data integrity, which eliminates unnecessary traffic and relieves congestion on critical network paths. With an intelligent address recognition algorithm. The high data throughput and 64Gbps internal switching fabric make it ideal for most Gigabit environments, especially when network is upgraded to a Gigabit environment.

Fanless Design

With its good ventilation design, this switch is able to operate all along without a fan, thus reducing substantial power consumption and creating a noiseless environment. It is definitely the best choice for any working environment without affecting its performance.

S7200-16GE2GF

16 ports 10/100/1000Mbps Ethernet Switch with 2 gigabit SFP Uplink

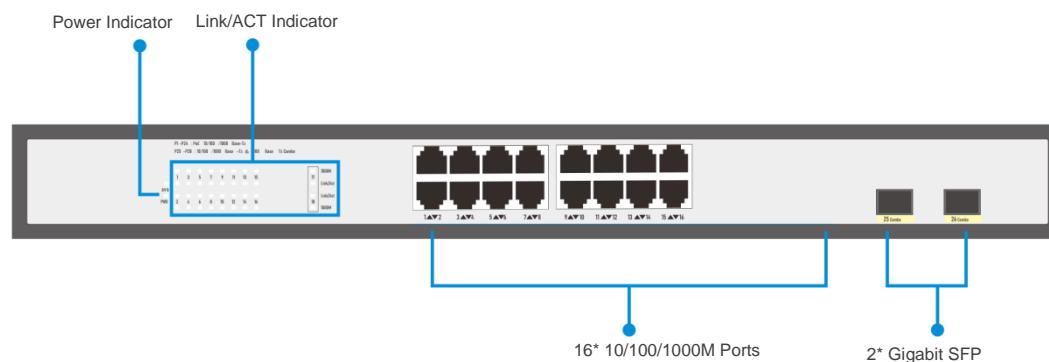
Technical Datasheet

Model	SP7200-16GE2GF	
Hardware Specifications		
Connector	16 10/100/1000BASE-T RJ45 auto MDI/MDIX ports	
Uplink port	2 1000 Base-X SFP Slots	
LED Display	Power Indicator: PWR(green).	
	Network Indicator: Link(yellow)	
	SFP: Green	
Thermal Fan	Fanless Design	
Network Standard	IEEE802.3i 10 BASE-T	
	IEEE802.3u 100 BASE-TX	
	IEEE802.3ab/z 1000 BASE-TX	
	IEEE802.3x Flow Control	
	IEEE802.3az EEE	
Switch Architecture	Store and Forward	
Transmission model	IEEE802.3X full-duplex and Backpressure half-duplex	
Switch Performance	Backplane bandwidth	64Gbps
	Packet forwarding rate	27Mpps
	MAC address	8k
Power requirement	AC100-240V 50/60Hz	
ESD Protection	6KV ESD	
Dimension	440 x 190 x 45mm (W x D x H)	
Weight	2.2 kg	
Environment	Operating temperature: -10℃~45℃， operating humidity: 10%~90%	
	Storage temperature: -20℃~70℃， storage humidity: 5%~95%	
Safety	FCC Part15 Class A,CE,RoHs	

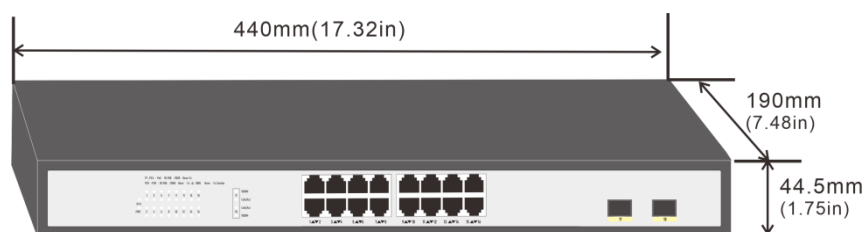
S7200-16GE2GF

16 ports 10/100/1000Mbps Ethernet Switch with 2 gigabit SFP Uplink

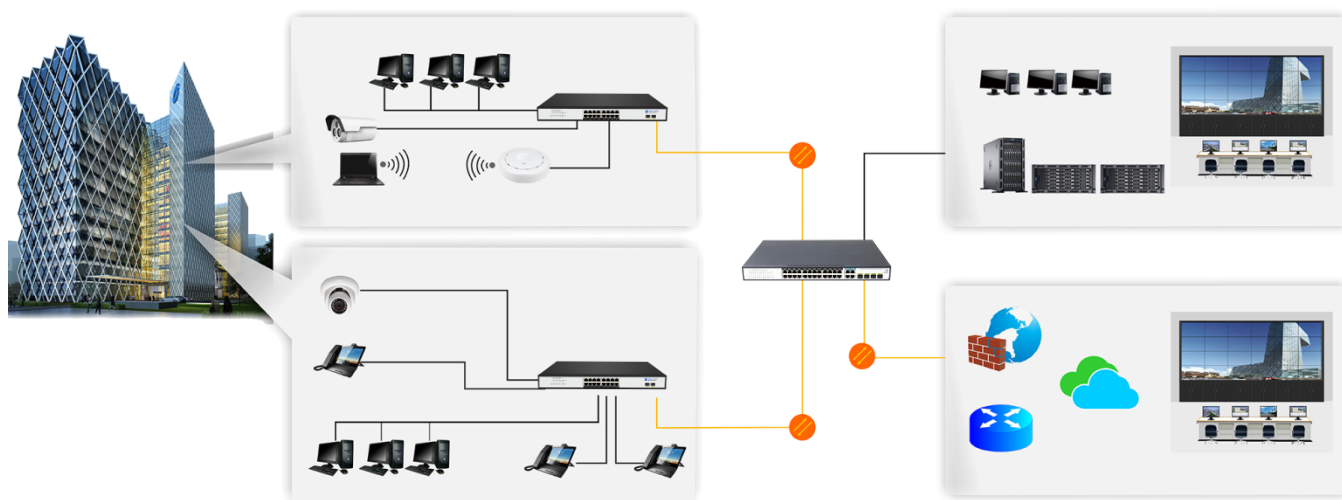
Interfaces



Structure Diagrams



Applications



Ordering Information

S7200-16GE2GF

16 Ports 10/100/1000Mbps Ethernet switch with 2 Gigabit SFP Uplink, 6KV surge protection