



## 8-Port 2.5Gb Ethernet Switch with 1-10G SFP+ Uplink

10G  
SFP+

Metal Housing



Plug & Play



S7200-8XE1TF

### Key Features:

- 8x 2.5GBASE-T ports deliver 2.5x the speed of Gigabit Ethernet
- Multi-speed auto-negotiation (2500/1000/100/10M) on every port
- One 10G SFP+ uplink works with both fiber and copper transceivers
- No cable upgrade required—runs over existing Cat5e or Cat6
- Fanless aluminum chassis ensures silent, efficient heat dissipation
- True plug-and-play, zero configuration or software needed
- Ideal for Wi-Fi 6/7 APs, 4K cameras, and high-speed NAS
- Compact design Rack mounting

### 2.5G High performance switch

As network demands surge—driven by Wi-Fi 6 access points, high-resolution IP cameras, and bandwidth-intensive edge computing—traditional Gigabit switches are becoming the bottleneck. The 8-Port 2.5G Ethernet Switch is purpose-built to remove that bottleneck, delivering 2.5x the throughput of standard Gigabit on every port, with a 10G fiber uplink for high-speed backhaul.

### 2.5G Speed on Every Port

Equipped with 8 x 2.5GBASE-T RJ45 ports, the switch supports auto-negotiation across four speeds—2500M / 1000M / 100M / 10M—seamlessly adapting to existing Cat5e or Cat6 cabling. No cable upgrades required. No configuration needed. Every connected device instantly gets the bandwidth it demands.

### Flexible 10G Uplink

A dedicated 10G SFP+ slot provides a high-capacity uplink to the network backbone. By inserting a standard SFP+ optical module or an RJ45 copper transceiver, the port can connect directly to an upstream aggregation switch, a core router, or a high-speed NAS over fiber or copper. This ensures that the aggregated 2.5G traffic from all eight downlink ports never hits a bottleneck on the path to the rest of the network.

### Fanless, Quiet Design

Housed in a metal chassis, the switch dissipates heat efficiently through the entire body—no fans, no noise, no moving parts. The rugged metal housing also provides superior EMI shielding, making it suitable for both office deployments and industrial edge cabinets.

# S5210-8XE1TF

8-Port 10/100/1000/2500Mbps Ethernet Switch with 10G Uplink



## Technical Datasheet

<b>Model</b>	<b>S7200-8XE1TF</b>	
<b>Hardware Specifications</b>		
Connector	8*10/100/1000/2500BASE-T RJ45 auto MDI/MDIX ports 1*10GBASE-X SFP Slot	
Processing types	Store and forward	
LED Display	Power Indicator: PWR(green). Network Indicator: Link(yellow)	
Thermal Fan	Fanless Design	
Network Standard	IEEE802.3i 10 BASE-T IEEE802.3u 100 BASE-TX IEEE802.3ab 1000 BASE-TX IEEE802.3bz 2500 BASE-TX IEEE802.3ae 10G BASE-X IEEE802.3x Flow Control IEEE802.3az EEE	
Switch Architecture	Store and Forward	
Transmission model	IEEE802.3X full-duplex and Backpressure half-duplex	
Switch Performance	Backplane bandwidth	60Gbps
	Packet forwarding rate	45Mpps
	MAC address	4k
Power requirement	AC100-240V 50/60Hz	
ESD Protection	6KV ESD	
Dimension (W x D x H)	256 x 160 x 44.5 mm	
Weight	1.1kg	
Environment	Operating temperature: -20℃~55℃ , operating humidity: 5%~95%	
	Storage temperature: -40℃~75℃ , storage humidity: 5%~95%	
Safety	FCC Part15 Class A,CE,RoHs	

# S5210-8XE1TF

8-Port 10/100/1000/2500Mbps Ethernet Switch

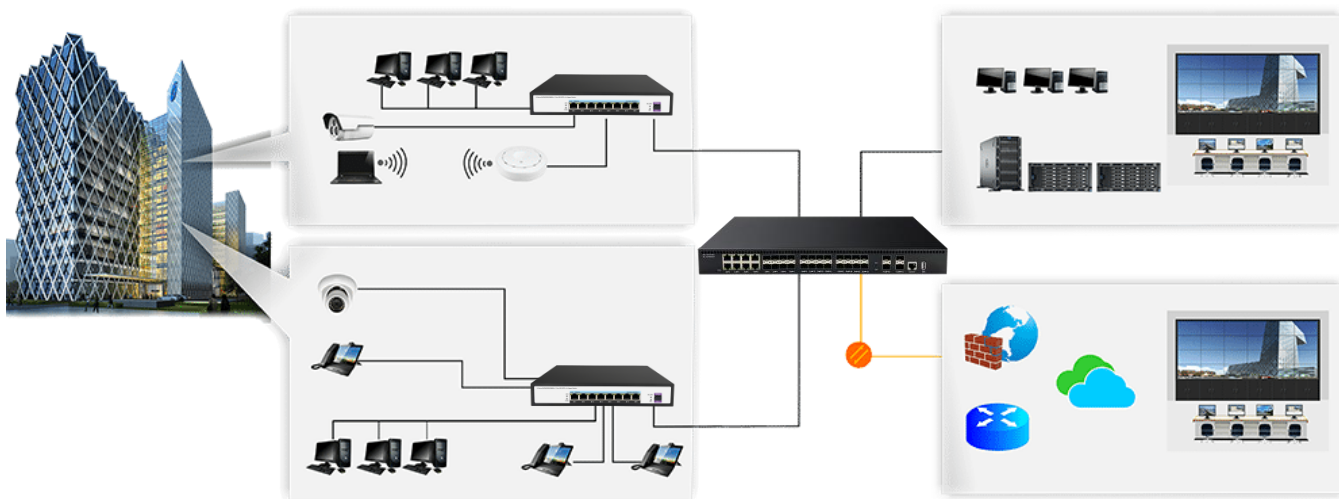
## Interfaces



## Structure Diagrams



## Applications



## Ordering Information

S7200-8XE1TF

8 Ports 10/100/1000/2500Mbps Ethernet Switch with 1-10G SFP Uplink